

**KARVY**

**BASIS OF ALLOCATION - BOOK BUILT PORTION FOR RETAIL INVESTORS**

Public issue of 2519895 equity shares of Rs 10/- each issued for cash at a price of Rs.750/- per share.

**NAME OF THE COMPANY : CREDIT ANALYSIS AND RESEARCH LIMITED**

(1) No. of allottees per Rs.2 Lakh of offer (upto 260 shares) : 999.99		(2) Subscription as multiple of offer (upto 260 shares):		5.984916											
		Number of	Face value	Issue Price	Amount	Subscription									
		Shares	Rs.	Rs.	(Face value)	List									
(i) Shares issued vide Offer Document dated 24.11.2012		2519895	10	750/-	25198950	Opening : 07-12-2012									
(ii) Net quantum available for allotment		2519895	10	750/-	25198950	Closing : 11-12-2012									
No. of	Total No. of	Total No. of	Allocation per	Ratio of	Serial Number	Number of	Total No. of								
Shares	Shares	Shares	Applicant	allottees	of Qualifying	successful	Shares	%	Surplus/						
Number of	applied in	to be allotted in	Before	After	applicants	applicants	to allocated/	to	Defecit						
applications	each	each	rounding	rounding	to	(after rounding	allotted	total	(7)-(14)						
(Category	total	category	off	off	applicants	off)									
wise)	category	category													
(1)	(2)	(3)	(4)	(5)	(6)	(7)	(8)	(9)	(10)	(11)	(12)	(13)	(14)	(15)	(16)

1	20	245680	76.93	4913600	32.58	1938587.14	7.89	20	101	256	1,7,10,13,17,19,23,26,32,33,36,40,44,46,48,49,53,58,61,65,67,71,74,76,78,79,81,82,83,84,86,87,91,93,95,96,97,99,101,103,104,105,108,109,110,114,116,121,124,125,126,129,131,132,133,135,136,143,145,150,154,155,157,158,159,160,162,163,164,168,170,171,175,178,180,185,192,194,197,199,202,204,207,211,212,214,218,219,220,223,224,228,230,231,233,235,236,244,250,254,255	96929	76.93	1938580	76.93	7
2	40	15853	4.96	634120	4.20	125091.26	7.89	20	101	256	3,4,10,11,13,14,15,18,19,21,25,31,33,37,38,39,40,42,46,50,52,53,54,56,63,65,66,67,71,73,75,76,82,83,86,90,92,95,96,101,102,103,104,109,110,113,114,116,119,125,128,130,131,134,136,138,141,142,143,145,146,148,150,152,162,164,173,177,178,182,184,187,189,192,194,195,200,206,210,211,212,214,215,216,219,220,221,223,225,228,230,233,237,241,243,246,249,251,252,254,256	6255	4.96	125100	4.96	-9

*Handwritten signature and date: 20/12/12*



RET-1

S.No	No. of Shares applied for (Category wise)	Number of applications received	% to total	Total No. of Shares applied in each category		Total No. of Shares to be allotted in each category	Allocation per Applicant		Ratio of allottees to applicants	Serial Number of Qualifying applicants	Number of successful applicants (after rounding off)	% to total	Total No. of Shares allocated/ allotted	% to total	Surplus/ Deficit (7)-(14)
				Shares	%		Before rounding off	After rounding off							
(1)	(2)	(3)	(4)	(5)	(6)	(7)	(8)	(9)	(10)	(11)	(12)	(13)	(14)	(15)	(16)

3	60	9199	2.88	551940	3.66	72586.55	7.89	20	101	256	1,2,5,6,8,9,14,20,24,25,26,27,30,31,33,36,37,38,41,44,50,52,54,55,56,57,59,61,63,64,71,73,75,81,88,89,91,101,104,107,110,116,119,121,126,128,129,130,131,134,138,141,146,147,149,150,151,157,158,159,162,163,165,168,171,173,174,179,180,183,184,185,190,192,194,195,198,200,203,204,208,210,214,218,219,224,226,231,232,233,234,237,238,239,242,245,247,249,251,253,255	3629	2.88	72580	2.88	7
---	----	------	------	--------	------	----------	------	----	-----	-----	--	------	------	-------	------	---

4	80	4505	1.41	360400	2.39	35547.60	7.89	20	101	256	2,5,9,10,11,18,21,26,28,32,33,37,40,41,43,44,45,54,65,67,70,72,73,77,80,81,82,86,88,90,91,92,96,97,102,105,108,111,115,117,120,121,124,127,130,131,134,135,137,139,141,142,143,144,148,151,152,154,156,157,160,162,164,167,172,173,175,177,178,180,182,183,185,189,192,193,195,197,199,201,205,207,210,213,214,217,221,222,224,225,228,229,230,232,238,243,245,247,248,250,256	1777	1.41	35540	1.41	8
---	----	------	------	--------	------	----------	------	----	-----	-----	--	------	------	-------	------	---

5	100	5832	1.83	583200	3.87	46018.56	7.89	20	101	256	1,7,8,10,11,13,15,17,19,22,23,28,32,33,39,41,42,45,48,50,53,55,63,65,66,68,70,72,75,77,80,82,86,92,93,94,95,96,99,102,108,111,112,113,117,119,121,123,126,128,129,130,131,132,137,139,140,142,143,147,148,149,150,151,152,153,154,159,163,166,167,168,170,172,175,176,178,179,182,183,187,190,191,194,195,196,201,202,203,205,206,209,213,224,225,237,240,242,247,251,254	2301	1.83	46020	1.83	-1
---	-----	------	------	--------	------	----------	------	----	-----	-----	---	------	------	-------	------	----



S.No	No. of Shares applied for (Category wise)	Number of applications received	% to total	Total No. of Shares applied in each category		Total No. of Shares to be allotted in each category		Allocation per Applicant		Ratio of allottees to applicants	Serial Number of Qualifying applicants	Number of successful applicants (after rounding off)	% to total	Total No. of Shares allocated/ allotted		Surplus/ Defecit (7)-(14)
				%	total	%	total	Before rounding off	After rounding off					(14)	(15)	
(1)	(2)	(3)	(4)	(5)	(6)	(7)	(8)	(9)	(10)	(11)	(12)	(13)	(14)	(15)	(16)	

6	120	7892	2.47	947040	6.28	62273.40	7.89	20	101	256	2,3,4,6,8,15,17,23,26,27,31,33,35,36,37,39,40,41,42,43,44,50,51,52,53,54,56,58,59,62,63,64,65,70,71,77,78,79,80,85,86,87,88,91,92,93,99,103,107,110,111,114,115,116,118,119,122,124,127,132,134,137,139,141,149,151,155,156,157,159,160,164,165,169,175,177,179,183,185,188,189,190,191,192,197,206,208,210,214,219,222,226,228,232,237,238,242,246,247,250,255	3114	2.47	62280	2.47	-7
---	-----	------	------	--------	------	----------	------	----	-----	-----	---	------	------	-------	------	----

7	140	3831	1.20	536340	3.56	30229.27	7.89	20	101	256	5,9,10,11,15,17,18,19,20,23,24,25,26,29,30,33,44,45,53,54,59,62,63,66,68,72,76,80,86,89,90,91,92,93,94,96,97,102,103,104,107,110,111,115,116,123,125,127,129,133,134,137,138,140,148,149,150,151,152,153,155,159,161,162,164,170,172,174,176,179,180,181,183,187,192,193,195,202,205,206,209,210,213,214,220,222,224,229,230,233,235,236,239,240,242,244,247,250,252,253,256	1511	1.20	30220	1.20	9
---	-----	------	------	--------	------	----------	------	----	-----	-----	--	------	------	-------	------	---

8	160	1223	0.38	195680	1.30	9650.33	7.89	20	101	256	2,6,7,8,9,14,16,19,21,26,27,32,34,37,42,44,46,48,51,52,53,54,60,63,66,67,70,71,72,73,74,77,80,81,83,88,89,90,94,99,101,102,106,108,111,114,116,120,121,122,123,124,126,127,129,131,132,134,135,140,141,144,145,146,148,152,153,163,165,166,167,168,169,173,174,175,176,179,180,184,189,190,193,198,199,200,201,202,203,205,209,217,220,224,233,235,238,245,248,251,256	483	0.38	9660	0.38	-10
---	-----	------	------	--------	------	---------	------	----	-----	-----	--	-----	------	------	------	-----



S.No	No. of Shares applied for (Category wise)	Number of applications received	% to total	Total No. of Shares applied in each category	% to total	Total No. of Shares to be allotted in each category	Allocation per Applicant		Ratio of allottees to applicants	Serial Number of Qualifying applicants	Number of successful applicants (after rounding off)	% to total	Total No. of Shares allocated/ allotted	% to total	Surplus/ Deficit (7)-(14)
							Before rounding off	After rounding off							
(1)	(2)	(3)	(4)	(5)	(6)	(7)	(8)	(9)	(10)	(11)	(12)	(13)	(14)	(15)	(16)

9	180	657	0.21	118260	0.78	5184.19	7.89	20	101	256	1,4,5,7,10,15,17,19,20,24,26,27,34,37,40,43,47,48,51,56,57,58,59,60,61,70,71,80,84,85,87,89,90,94,97,99,104,107,108,109,113,114,118,121,125,128,131,133,134,136,140,143,145,147,151,152,154,155,156,158,159,160,164,165,167,169,170,172,173,178,180,183,184,189,191,194,195,198,199,200,201,207,208,211,212,213,215,217,221,223,227,228,229,232,237,239,241,244,246,248,252	259	0.21	5180	0.21	4
---	-----	-----	------	--------	------	---------	------	----	-----	-----	---	-----	------	------	------	---

10	200	2324	0.73	464800	3.08	18337.99	7.89	20	101	256	2,6,9,11,12,13,14,16,18,19,22,24,26,27,28,30,31,32,34,36,38,42,45,49,50,53,57,58,59,64,68,70,71,72,73,74,81,82,83,84,87,92,101,102,104,110,119,120,121,127,131,132,136,144,145,146,147,148,149,153,155,157,158,159,165,167,169,174,176,179,184,186,188,189,193,195,199,203,204,206,208,209,214,215,217,220,222,227,229,230,232,233,235,237,239,244,246,249,250,252,253	917	0.73	18340	0.73	-2
----	-----	------	------	--------	------	----------	------	----	-----	-----	--	-----	------	-------	------	----

11	220	480	0.15	105600	MO.70	3787.54	7.89	20	101	256	1,2,3,6,8,11,17,20,21,25,34,35,39,40,42,45,46,47,51,52,56,58,59,61,68,69,71,72,73,78,85,87,89,90,97,99,105,107,108,110,113,121,125,129,132,133,134,142,144,150,152,154,155,159,160,161,164,166,167,168,170,173,175,177,178,179,182,184,185,186,188,190,191,193,197,198,200,203,204,205,209,210,213,215,218,219,220,222,226,232,236,237,239,242,243,244,246,250,252,255,256	189	0.15	3780	0.15	8
----	-----	-----	------	--------	-------	---------	------	----	-----	-----	--	-----	------	------	------	---



S.No	No. of Shares applied for (Category wise)	Number of applications received	% to total	Total No. of Shares applied in each category		Total No. of Shares to be allotted in each category		Allocation per Applicant		Ratio of allottees to applicants	Serial Number of Qualifying applicants	Number of successful applicants (after rounding off)	% to total	Total No. of Shares allocated/ allotted		Surplus/ Deficit (7)-(14)
				Shares	%	Shares	%	Before rounding off	After rounding off					(8)	(9)	
(1)	(2)	(3)	(4)	(5)	(6)	(7)	(8)	(9)	(10)	(11)	(12)	(13)	(14)	(15)	(16)	
12	240	843	0.26	202320	1.34	6651.86	7.89	20	101	256	2,4,6,9,12,13,16,19,20,25,26,27,28,30,31,32,35,37,39,41,42,45,50,53,54,57,59,60,62,72,73,74,83,84,85,89,90,94,95,99,100,103,108,109,112,114,118,120,121,124,127,128,130,131,132,135,139,142,146,147,148,151,153,154,156,158,160,161,164,165,167,169,176,180,182,190,195,198,200,202,204,208,212,215,216,222,226,227,228,229,230,231,232,238,239,241,243,245,247,250,251	333	0.26	6660	0.26	-8
13	260	21031	6.59	5468060	36.26	165949.31	7.89	20	101	256	3,10,15,17,18,23,24,27,28,30,34,35,43,46,47,48,55,56,57,60,61,62,65,67,70,73,75,77,80,81,82,84,86,89,90,94,97,98,99,103,105,113,114,115,117,120,123,128,129,130,131,133,134,135,137,138,141,144,145,147,148,149,153,156,157,159,160,163,166,173,175,177,178,180,181,182,184,186,188,189,190,191,197,203,204,206,207,210,211,213,214,215,217,218,228,231,237,243,246,248,255	8297	6.59	165940	6.59	9
14										15	82,552,981,2760,3153,4396,8431,9245,11730,13164,15263,17779,18987,21235,25507			15		-15
<b>GRAND TOTAL</b>		<b>319350</b>	<b>100</b>	<b>15081360</b>	<b>100</b>	<b>2519895.00</b>						<b>125994</b>	<b>100</b>	<b>2519895</b>	<b>100</b>	<b>0</b>

Please Note : 1 additional Share shall be allotted to 15 Allottees from amongst 29065 Successful Applicants from the categories 40-260 (i.e. excepting successful applicants for category 20) in the ratio of 15 : 29065

for BSE Limited  
  
 20/12/2012  
 Authorised Signatory



for Credit Analysis And Research Limited  
  
 Authorised Signatory

for Karvy Computershare Private Limited  
  
 Authorised Signatory

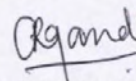

For Kotak Mahindra Capital Company Limited  
  
 Authorised Signatory

S.No applied for (Category wise)	No. of Shares		%	Total No. of Shares		%	Total No. of Shares		Allocation per Applicant		Ratio of allottees to applicants	Serial Number of Qualifying applicants	Number of successful applicants		%	Total No. of Shares		%	Surplus/ Defecit  (7)-(14)
	Number of applications received	total		applied in each category	to total		to be allotted in each category	Before rounding off	After rounding off	(after rounding off)			total	to total		allocated/ allotted	total		
(1)	(2)	(3)	(4)	(5)	(6)	(7)	(8)	(9)	(10)	(11)	(12)	(13)	(14)	(15)	(16)				

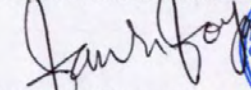

for DSP Merrill Lynch Limited

  
 Authorised Signatory 



for Edelweiss Financial Services Limited

  
 Authorised Signatory 

for ICICI Securities Limited

  
 Authorised Signatory 

for IDBI Capital Market Services Limited

  
 Authorised Signatory 

for SBI Capital Markets Limited

  
 Authorised Signatory 

DATE: 20/12/12

